



### District Report Card: 2017


<b>State:</b> Assam	<b>District:</b> Bongaigaon
<b>Class:</b> 3	<b>Subject:</b> Language
<b>Schools:</b> 61	<b>Students:</b> 1116


### Participation/Coverage


#### Students

<div>GENDER</div> <div></div>	Boys		Girls	
	Number	%	Number	%
	500	44.80	616	55.20

<div>AREA</div> <div></div>	Rural		Urban	
	Number	%	Number	%
	1032	92.47	84	7.53

<div>CATEGORY</div> <div></div>	SC		ST		OBC		GEN	
	Number	%	Number	%	Number	%	Number	%
	114	10.22	9	0.81	138	12.37	855	76.61

<div>CWSN</div> <div></div>	LD	VI	HI	S&LD	ID	Oth
	0	5	0	1	2	1

<div>Management</div> <div></div>	Government		Government-aided	
	Number	%	Number	%
	1080	96.77	36	3.23

### Average Performance of Students in Language (%)

Overall	Gender		Area		Management		Social Group			
	Male	Female	Rural	Urban	Govt.	Aided	SC	ST	OBC	GEN
79.15	79.03	79.24	78.00	93.25	79.09	80.93	76.84	85.19	70.14	80.84

## Performance on Learning Outcomes (LOs)

Learning Outcomes	Description	Average Performance(%)
L304	Reads small texts with comprehension i.e., identifies main ideas, details, sequence and draws conclusions	80.45
L312	Reads printed scripts on the classroom walls: poems, posters, charts etc.	76.54

Range of Performance of Students who Answered Correctly							
Below 30%		30% - 50%		50% - 75%		Above 75%	
Number	%	Number	%	Number	%	Number	%
19	1.70	96	8.60	281	25.18	720	64.52

### Lowest Performing Learning Outcomes (LOs)

1 - Reads printed scripts on the classroom walls: poems, posters, charts etc. (76.54)

2 - Reads small texts with comprehension i.e., identifies main ideas, details, sequence and draws conclusions (80.45)